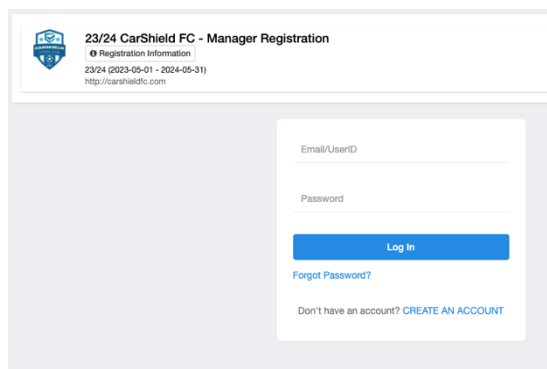


## PART 1.

Use the correct and current link available to register for your program either coach or manager. Links are different for each role in our organization, player, manager, coach all have unique links and these links change each year. The current links can be found on the CarShield FC website at: <https://carshieldfc.com/coach-manager-registration>

If you are already logged into your account on the browser after clicking the correct link you should see your player(s) and potentially yourself in the window.



The screenshot shows the '23/24 CarShield FC - Manager Registration' page. It features a header with the CarShield FC logo and navigation links. The main content area contains a login form with fields for 'Email/UserID' and 'Password', a blue 'Log In' button, a 'Forgot Password?' link, and a 'Don't have an account? CREATE AN ACCOUNT' link.

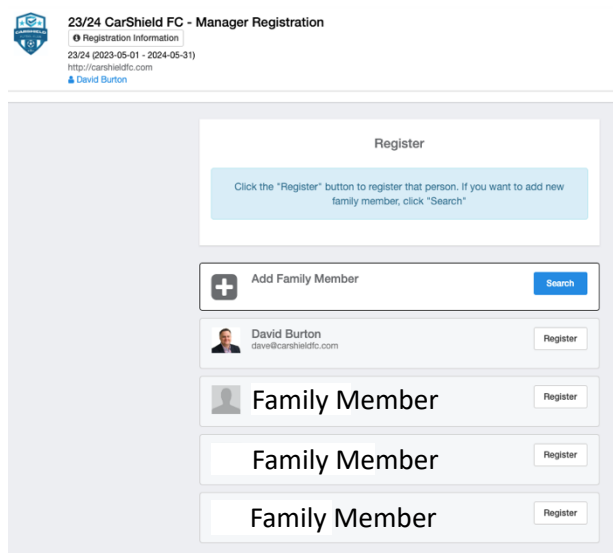
*If you are not logged in, login with the same account you use or have used to register you players. This will keep your family account together.*

*If you are already logged in, you will see this window that shows the member(s) of your family and your player(s).*

*If you see yourself here, click register to the right of your name.*

*If you are NOT on this listing, click the "Add Family Member"*

Complete all the fields required.



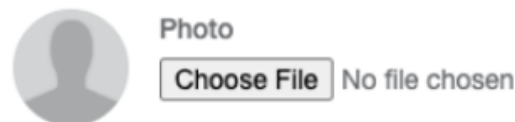
The screenshot shows the '23/24 CarShield FC - Manager Registration' page with the 'Register' section active. It displays a list of family members with 'Add Family Member' and 'Search' buttons. The list includes 'David Burton' (with a 'Register' button), and three generic 'Family Member' entries (each with a 'Register' button).

If creating a GotSport Account; remember this will also be your universal account for access to your team and to register your player(s) for the season. I would recommend using your email address for the User ID.

## Part 2.

Once you have chosen Register, follow the questions and answer to proceed with the registration.

When you get to the section that requests you to upload a photo, PLEASE, upload a GOOD, CLEAN, CROPPED headshot. **NO ONE ELSE SHOULD BE IN THE PHOTO!**



This will be used for the cards. If you need a good pic take a new one or have your player take one of you 😊. Click the Choose File button to upload the picture file.

Scroll to the bottom, reviewing the info and click SAVE

Answer the questions about gear sizes.

Proceed through the Documents and sign offs required by MYSA, SLSYA and CarShield FC  
Are you excited... this is now all in one place!!!

Yes, you may be asked to upload the SafeSport, Concussion Cert and the Coaching Cert twice. Once for MYSA/SLYSA and once for the club, you are seeing that correct. There are still some bugs they are working through. But means you will not have to upload it again next year!!!!

Let me now if you have questions.  
***dave@carshieldfc.com*** or ***registrar@carshieldfc.com***

